



CERRAD

CERRAD 2.0

Montego | Lukka | Urban
Belgica | Flairstone | Woodlight

- › WELL LOOKED-AFTER TERRACE
- › BEAUTIFUL GARDEN
- › ORIGINAL DRIVEWAY

What is CERRAD 2.0?

A TOTAL DESIGN

A well looked-after terrace, beautiful garden and original driveway are a hallmark of every house. These areas require using the finest materials, highly aesthetic and with proper technical parameters.

In order to meet the needs of those who dream of a cohesive and durable space around the house, we proudly present the tiles, 18 and 20 mm thick.

The new items of the Lukka and Montego collections are stress resistant, have low water absorption and high anti-slip properties. They are a perfect solution for terraces, garden paths, arbours, driveways or even exterior stairs. They can be installed directly on the ground – on grass, gravel, sand or special pedestals, which opens unlimited possibilities for designers.

If we decide to use other elements of these collections, of normal thickness, we will easily match the elements of the interior and exterior of the house and create a trendy “total look” design.

The design of your dreams is now at hand!



◀ CERRAD 2.0

COLLECTION

Montego

Lukka

Urban

Belgica

Flairstone

Woodlight

INSTALLATION SYSTEMS

USE OF TILES

PACKING



STRESS RESISTANT



FROST RESISTANCE



NON-SLIP QUALITIES



WEATHER RESISTANT



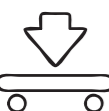
FADE RESISTANT



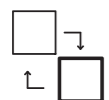
REUSABLE




RESISTANT TO ACID, CHEMICALS AND SALT



RESISTANT TO BENDING



EASY TO INSTALL AND REMOVE



◀ CERRAD 2.0

COLLECTION

Montego

Lukka

Urban

Belgica

Flairstone

Woodlight

INSTALLATION SYSTEMS

USE OF TILES

PACKING

CONCRETE INSPIRATION

Montego

16" x 32"

32" x 32"



Montego dust

16"×32" | 32"×32"



R11 | PEI ●●●●○

32"×32"



0.8"
7

5903313301756

16"×32"



0.8"
14

5903313301930

CERRAD 2.0

COLLECTION

◀ Montego

Lukka

Urban

Belgica

Flairstone

Woodlight

INSTALLATION
SYSTEMS

USE OF TILES

PACKING

floor tile frost resistance rectified tile porcelain tile matte surface color body textured surface

Montego desert

16"×32" | 32"×32"



R11 | PEI ●●●●●

32"×32"



0.8"
7

5903313301770

16"×32"



0.8"
14

5903313301954

CERRAD 2.0

COLLECTION

◀ Montego

Lukka

Urban

Belgica

Flairstone

Woodlight

INSTALLATION
SYSTEMS

USE OF TILES

PACKING

floor tile frost resistance rectified tile porcelain tile matte surface color body textured surface


Montego gris

16"×32" | 32"×32"



R11 | PEI ●●●●


32"×32"



0.8"
7

5903313301794

16"×32"



0.8"
14

590331330197

CERRAD 2.0

COLLECTION

◀ **Montego**

Lukka

Urban

Belgica

Flairstone

Woodlight

INSTALLATION
SYSTEMS

USE OF TILES

PACKING

floor tile frost resistance rectified tile porcelain tile matte surface color body textured surface


Montego grafit

16"×32" | 32"×32"



R11 | PEI ●●●●○

32"×32"



0.8"
7

5903313301817

16"×32"



0.8"
14

5903313301992

CERRAD 2.0

COLLECTION

◀ **Montego**

Lukka

Urban

Belgica

Flairstone

Woodlight

INSTALLATION
SYSTEMS

USE OF TILES

PACKING

floor tile frost resistance rectified tile porcelain tile matte surface color body textured surface

Montego antracyt

16"×32" | 32"×32"



R11 | PEI ●●●●○

32"×32"



0.8"
7

5903313301831

16"×32"



0.8"
14

5903313302012

CERRAD 2.0

COLLECTION

◀ Montego

Lukka

Urban

Belgica

Flairstone

Woodlight

INSTALLATION
SYSTEMS

USE OF TILES

PACKING

floor tile frost resistance rectified tile porcelain tile matte surface color body textured surface

CONCRETE INSPIRATION

Lukka

16" x 32"

32" x 32"



Lukka bianco

16"×32" | 32"×32"



R11 | PEI ●●●●


32"×32"



0.72"
10

5903313301671

16"×32"



0.72"
20

5903313301855

CERRAD 2.0

COLLECTION

Montego

◀ **Lukka**

Urban

Belgica

Flairstone

Woodlight

INSTALLATION
SYSTEMS

USE OF TILES

PACKING

floor tile frost resistance rectified tile porcelain tile matte surface color body


Lukka dust

16"×32" | 32"×32"



R11 | PEI ●●●●○

32"×32"



0.72"
10

5903313301718

16"×32"



0.72"
20

5903313301893

CERRAD 2.0

COLLECTION

Montego

◀ **Lukka**

Urban

Belgica

Flairstone

Woodlight

INSTALLATION
SYSTEMS

USE OF TILES

PACKING

floor tile frost resistance rectified tile porcelain tile matte surface color body

Lukka gris

16"×32" | 32"×32"



R11 | PEI ●●●●

32"×32"



0.72"
10

5903313301695

16"×32"



0.72"
20

5903313301879

CERRAD 2.0

COLLECTION

Montego

◀ **Lukka**

Urban

Belgica

Flairstone

Woodlight

INSTALLATION
SYSTEMS

USE OF TILES

PACKING

floor tile frost resistance rectified tile porcelain tile matte surface color body


Lukka grafit

16"×32" | 32"×32"



R11 | PEI ●●●●○

32"×32"



0.72"
10

5903313301732

16"×32"



0.72"
20

5903313301916

CERRAD 2.0

COLLECTION

Montego

◀ **Lukka**

Urban

Belgica

Flairstone

Woodlight

INSTALLATION
SYSTEMS

USE OF TILES

PACKING

floor tile frost resistance rectified tile porcelain tile matte surface color body

CONCRETE INSPIRATION

Urban

24"×24"



Urban desert



24" x 24"

R11 | PEI ●●●●

24" x 24"



0.8"
14

4306517477295

CERRAD 2.0

COLLECTION

Montego

Lukka

◀ **Urban**

Belgica

Flairstone

Woodlight

INSTALLATION
SYSTEMS

USE OF TILES

PACKING

Urban dust



24" x 24"

R11 | PEI ●●●●○

24" x 24"



0.8"
14

4306517477264

CERRAD 2.0

COLLECTION

Montego

Lukka

◀ **Urban**

Belgica

Flairstone

Woodlight

INSTALLATION
SYSTEMS

USE OF TILES

PACKING


Urban gallery



24" x 24"

R11 | PEI ●●●●○

24" x 24"



0.8"
14

4306517477288

CERRAD 2.0

COLLECTION

Montego

Lukka

◀ **Urban**

Belgica

Flairstone

Woodlight

INSTALLATION
SYSTEMS

USE OF TILES

PACKING

Urban grafit



24" x 24"

R11 | PEI ●●●●○

24" x 24"



0.8"
14

4306517477301

CERRAD 2.0

COLLECTION

Montego

Lukka

◀ **Urban**

Belgica

Flairstone

Woodlight

INSTALLATION
SYSTEMS

USE OF TILES

PACKING

Urban night rust



24" x 24"

R11 | PEI ●●●●

24" x 24"



0.8"
14

430657477271

CERRAD 2.0

COLLECTION

Montego

Lukka

◀ **Urban**

Belgica

Flairstone

Woodlight

INSTALLATION
SYSTEMS

USE OF TILES


PACKING

CONCRETE INSPIRATION



Belgica

24"×24"



Belgica blue

24" × 24"



R11 | PEI ●●●●○

24" × 24"



0.72"
15

5903313304948

CERRAD 2.0

COLLECTION

Montego

Lukka

Urban

◀ Belgica

Flairstone

Woodlight

INSTALLATION
SYSTEMS

USE OF TILES

PACKING

Belgica grey

24" x 24"



R11 | PEI ●●●●○

24" x 24"



0.72"
15

5903313304962

CERRAD 2.0

COLLECTION

Montego

Lukka

Urban

◀ Belgica

Flairstone

Woodlight

INSTALLATION
SYSTEMS

USE OF TILES

PACKING

Belgica black



24" x 24"

R11 | PEI ●●●●○

24" x 24"



0.72"
15

5903313304986

CERRAD 2.0

COLLECTION

Montego

Lukka

Urban

◀ Belgica

Flairstone

Woodlight

INSTALLATION
SYSTEMS

USE OF TILES

PACKING

CONCRETE INSPIRATION



Flairstone

32" x 32"



Flairstone urban grafit

32" x 32"



R11 | PEI ●●●●○

32" x 32"



0.8"
7

4306517477318

CERRAD 2.0

COLLECTION

Montego

Lukka

Urban

Belgica

◀ **Flairstone**

Woodlight

INSTALLATION
SYSTEMS

USE OF TILES

PACKING

WOOD INSPIRATION

Woodlight

16"x32"



Woodlight grey

16"×32"



R11 | PEI ●●●●○

16"×32"



0.8"
12

4306517477240

CERRAD 2.0

COLLECTION

Montego

Lukka

Urban

Belgica

Flairstone

◀ **Woodlight**

INSTALLATION
SYSTEMS

USE OF TILES

PACKING

Woodlight marrone

16"×32"



R11 | PEI ●●●●○

16"×32"



0.8"
12

4306517477257

CERRAD 2.0

COLLECTION

Montego

Lukka

Urban

Belgica

Flairstone

◀ **Woodlight**

INSTALLATION
SYSTEMS

USE OF TILES

PACKING

INSTALLATION SYSTEMS

CERRAD 2.0



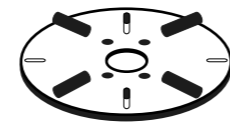

THICKENED TILES

Thickness of these tiles reaches 20 mm, which makes them very resistant to heavier loads and allows them to be used in areas where a permanent installation is not required; but they can also be installed in a traditional way via adhesion. These thick tiles, along with their complex foundation and drainage solutions which are implemented during their installation, are often refer to as: ventilated tile systems.



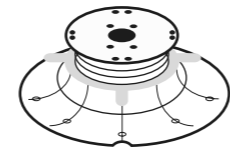
We recommend to use the mechanical tools for cutting thickened tiles (tools equipped with diamond coated discs)





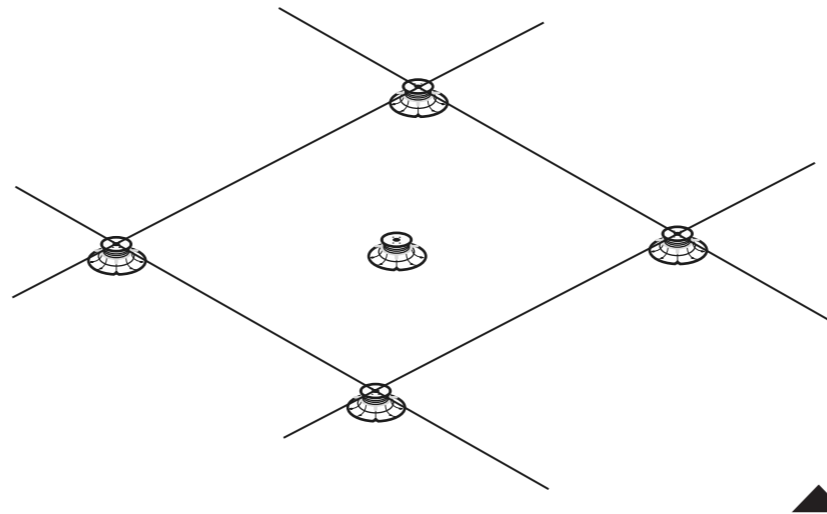
Fixed mounting pads

The fixed mounting pad height allows for quick and easy tile installation on terraces, balconies and other surfaces.



Adjustable mounting pads

Effortless height adjustment eases the tile installation process. Recommended for all areas that require a greater increase in elevation.



The use of 5 mounting pads is recommended for better stability (tile support).

CERRAD 2.0

COLLECTION

Montego

Lukka

Urban

Belgica

Flairstone

Woodlight


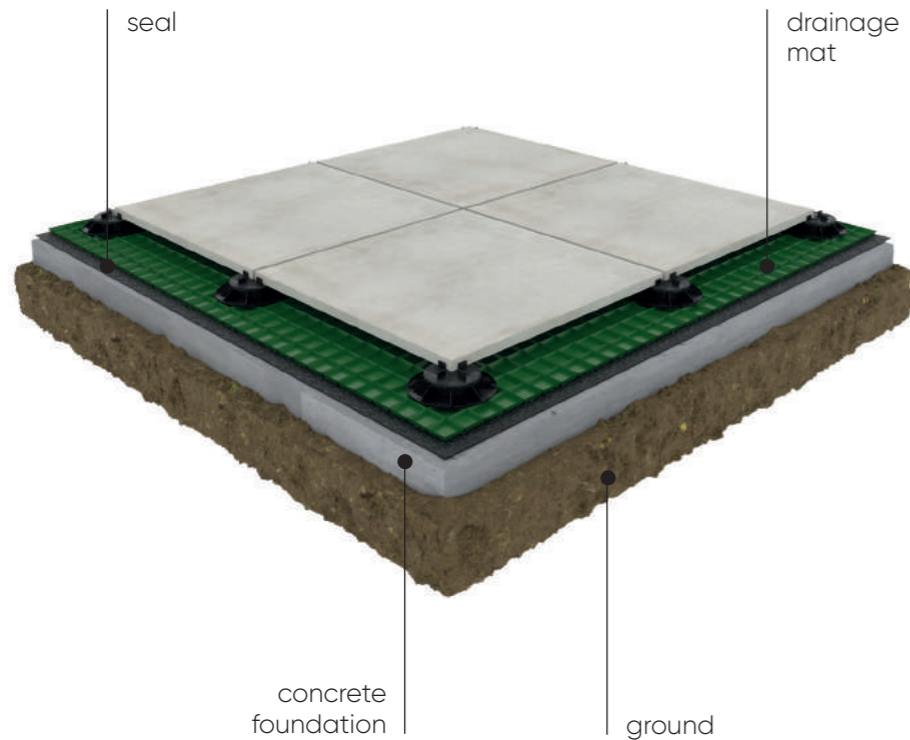
INSTALLATION SYSTEMS

USE OF TILES

PACKING

Thickened porcelain tiles are an ideal solution for existing, stable substrates such as concrete. For this type of installation, we can use various, plastic support pads to mount the tiles. They are adjustable in height, which improves the leveling and distancing of thickened tiles from the ground. Leaving space between the ground and tile is important for water flow and can be used to hide various water and electrical components.

INSTALLATION ON A CONCRETE FOUNDATION IN CONNECTION WITH DRAINAGE SYSTEMS



Additional protection against water penetration into the concrete foundation includes the use of insulation and special drainage mats, which help to drain water outside terrace perimeters.

It is possible to install these tiles by gluing them down and filling the joints with grout. If gluing them to concrete, it's worth to additionally reinforce the concrete with metal rods. Subsequent layers should be comprised of appropriate fractions in order to allow drainage of water.

CERRAD 2.0

COLLECTION

Montego

Lukka

Urban

Belgica

Flairstone

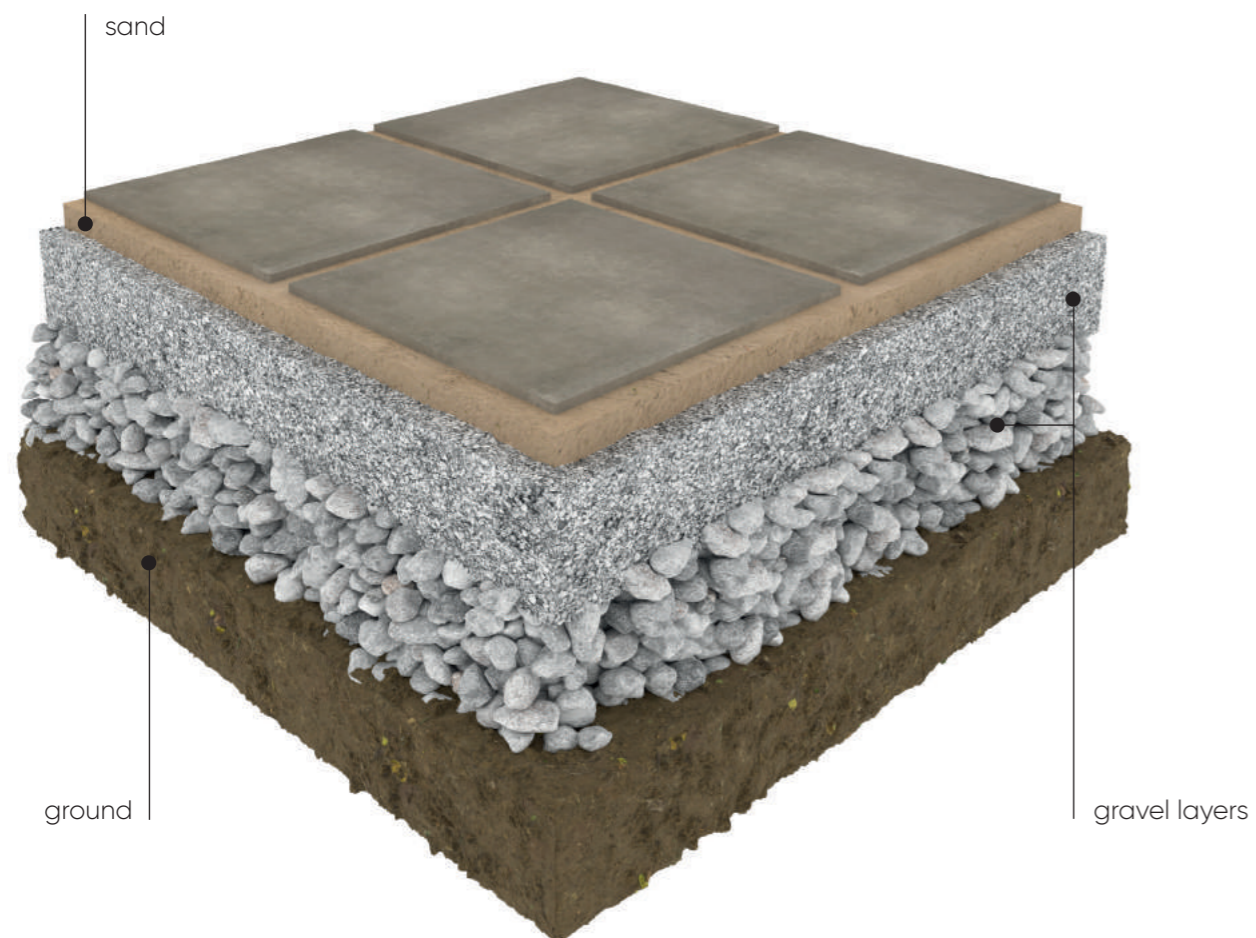
Woodlight

◀ **INSTALLATION SYSTEMS**


USE OF TILES

PACKING

INSTALLATION ON A GRAVEL FOUNDATION WITH THE USE OF INSULATION AND DRAINAGE LAYERS



It is also possible to mount the tiles directly on sand. However, please remember to properly prepare the substrate beforehand. Before the sand layer is laid, layers containing various fractions of gravel should be placed below it, in order to maintain water flow into the ground.



CERRAD 2.0

COLLECTION

Montego

Lukka

Urban

Belgica

Flairstone


Woodlight

◀ **INSTALLATION
SYSTEMS**

USE OF TILES

PACKING

INSTALLATION ON A GRAVEL FOUNDATION WITH THE USE OF INSULATION AND DRAINAGE LAYERS



If we want to lay tiles directly on the gravel bedding, it is worthwhile to install insulation between the layers in order to stabilize them.

If the tiles will be exposed to heavy loads, like vehicles, a drainage system should be installed under the gravel fraction. The system should be installed on a previously prepared concrete foundation. The concrete layer directs water runoff.

CERRAD 2.0

COLLECTION

Montego

Lukka

Urban

Belgica

Flairstone


Woodlight

◀ **INSTALLATION SYSTEMS**


USE OF TILES

PACKING

LAWN INSTALLATION



When installing on the lawn, we must begin with removing the grass layer. Then, in order to prepare the substrate, we need to place a layer of properly fractioned gravel which will allow water drainage to the ground, without risking tile stability.



CERRAD 2.0

COLLECTION

Montego

Lukka

Urban

Belgica

Flairstone

Woodlight

◀ **INSTALLATION SYSTEMS**

USE OF TILES

PACKING

CERRAD 2.0

COLLECTION

Montego

Lukka

Urban

Belgica

Flairstone

Woodlight

INSTALLATION
SYSTEMS

◀ **USE OF TILES**

PACKING

INSTALLATION SYSTEMS

CERRAD 2.0



USE OF TILES
PUBLIC SPACES

INSTALLATION SYSTEMS

CERRAD 2.0



USE OF TILES
BEACH | POOL | PLACES OF RECREATION



CERRAD 2.0

COLLECTION

Montego

Lukka

Urban

Belgica

Flairstone

Woodlight

INSTALLATION
SYSTEMS

◀ **USE OF TILES**

PACKING

INSTALLATION SYSTEMS

CERRAD 2.0



USE OF TILES
PAVEMENTS | PATHS



CERRAD 2.0

COLLECTION

Montego

Lukka

Urban

Belgica

Flairstone

Woodlight

INSTALLATION
SYSTEMS

◀ **USE OF TILES**

PACKING

INSTALLATION SYSTEMS

CERRAD 2.0

USE OF TILES

GARDEN | TERRACE | VERANDA | BALCONY



CERRAD 2.0

COLLECTION

Montego

Lukka

Urban

Belgica

Flairstone

Woodlight

INSTALLATION
SYSTEMS

◀ **USE OF TILES**

PACKING

CERRAD 2.0

COLLECTION

Montego

Lukka

Urban

Belgica

Flairstone

Woodlight

INSTALLATION
SYSTEMS

◀ **USE OF TILES**

PACKING

INSTALLATION SYSTEMS

CERRAD 2.0



USE OF TILES

DRIVEWAY | GARAGE | PARKING

Dimensions and packaging

Packaging	24"x24"x0.72"	24"x24"x0.8"	16"x32"x0.72"	16"x32"x0.8"	32"x32"x0.72"	32"x32"x0.8"
pieces in the box	2	2	2	2	1	1
ft ² in the box	7.64	7.64	6.78	6.78	6.88	6.88
box weight [lb]	66.58	73.63	59.04	65.41	59.97	66.45
ft ² on a pallet	22,72	244.55	284.81	284.81	275.55	275.55
boxes on a pallet	32	32	42	42	40	40
pallet weight [lb]	2173.76	2436.11	2524.29	2746.96	2442.72	2702.87
frost resistance	✓	✓	✓	✓	✓	✓

CERRAD 2.0

COLLECTION

Montego

Lukka

Urban

Belgica

Flairstone

Woodlight

INSTALLATION
SYSTEMS

USE OF TILES

◀ **PACKING**



CERRAD Ltd.

Radomska Street 49B
27-200 Starachowice, Poland
phone: +48 800 237 723
office@cerrad.com
www.cerrad.com

CERRAD Corp.

777 South Flagler Drive, West Tower 8th floor
West Palm Beach, FL 33401, USA
phone: +1 561 515 6012
m.gallego@cerrad.com
www.cerrad.com